


IMIĘ:.....


PIRACKIE LITERY

Zamaluj tylko te litery, które są potrzebne do napisania wyrazu z ramki.

Pokoloruj obrazki.



R	A	N	P	K	A	I	M
N	D	K	T	J	Y	N	L



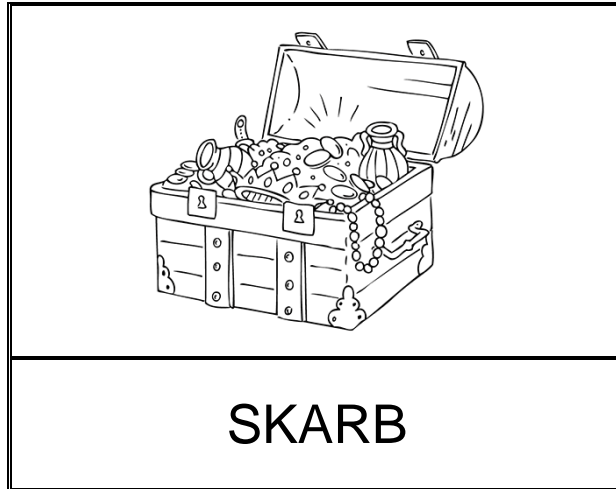
O	K	A	T	Z	A	L	E
J	D	P	R	I	Ę	Y	O

IMIĘ:.....

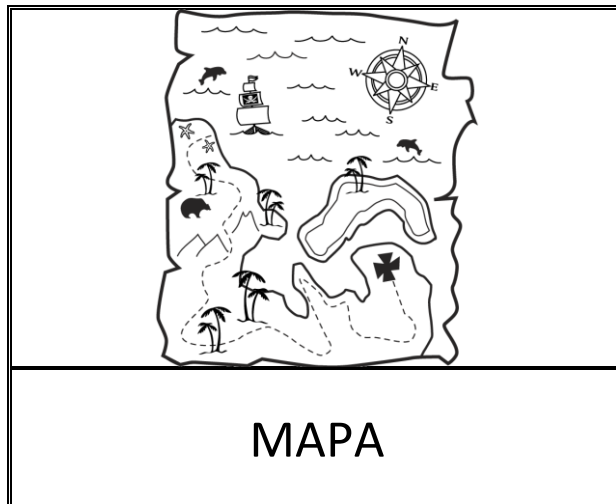
PIRACKIE LITERY

Zamaluj tylko te litery, które są potrzebne do napisania wyrazu z ramki.

Pokoloruj obrazki.



W	A	N	S	K	A	I	M
N	D	K	Z	I	Ó	N	L









O	K	A	T	Z	A	L	E
T	D	P	R	I	M	Y	O

IMIĘ:.....

PIRACKIE SYLABY

Podziel nazwy obrazków na sylaby.

Pod obrazkiem narysuj tyle kresek ile jest sylab w poszczególnych nazwach obrazków.



IMIĘ:.....

PIRACKIE PARY

Połącz w pary takie same obrazki.

